



PAMM

Account Management System User Guide- Investor

Contents

I. Login to PAMM	2
II. Additional Deposits	7
III. Withdrawals	8
IV. Exit Investment Programs	9
V. Report and History	10

I. Login to PAMM

• Account Application Instructions

First of all, you need to have a trading account with no-trading records. Generally speaking, you can choose to apply for a same-name account. If your trading account is a newly-opened account, you can use it directly before transactions.

STARTRADER provides you offline account opening services. Please contact your client manager to open an account.

• You need to join at least one investment program in advance before logging into the PAMM system.

Open the invitation link from the money manager and select the STARTRADER Server after learning about details of the investment program. Then, fill in Username, Password, and Initial Investment. Check "I agree to terms of PAMM service," and click the Button [Invest].

TEST 3 PAMM Trading A/c

Money Manager #6	
Funds	Investor
USD\$65,838.26	4

Offer

test

Trading Interval ⓘ	1 Months
Min. Deposit ⓘ	US\$ 10
Min. Withdrawal ⓘ	US\$ 10
Min. Initial Investment ⓘ	US\$ 1

Performance Fees ⓘ

Equity	US\$ 0
Performance fee (%)	70 %

Management Fees ⓘ

Equity	0%
Management Fee (per month)	1%

Investor

* Username

* Password

* Initial investment

min US\$ 1

I agree to terms of PAMM service

· You can log into the PAMM system after the money manager approves your application.

Login Link: <https://www.pamm.club/auth/investor>

After filling in the Username and Password (MT4 login account and password), please click the Button [CONFIRM] to log in.

PAMM INVESTOR

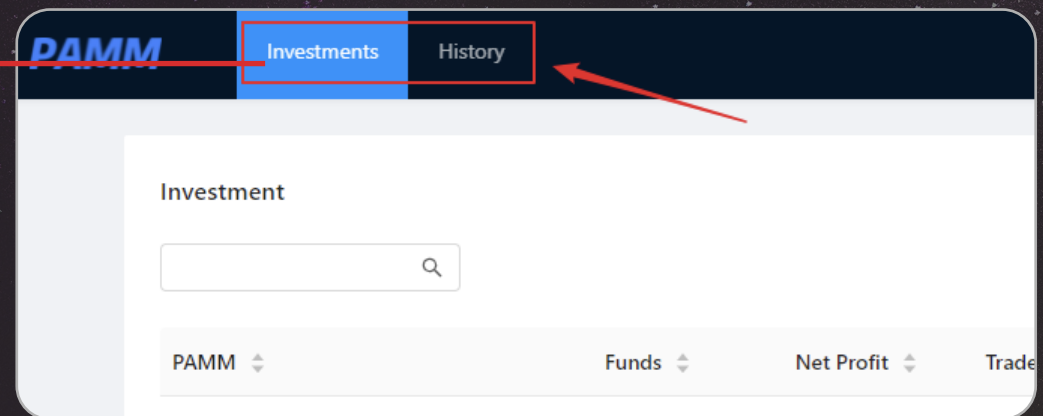
Server

USERNAME

PASSWORD

CONFIRM

The page after login is as following.
There are 2 tabs at the top of the page.



Tab [Investments]

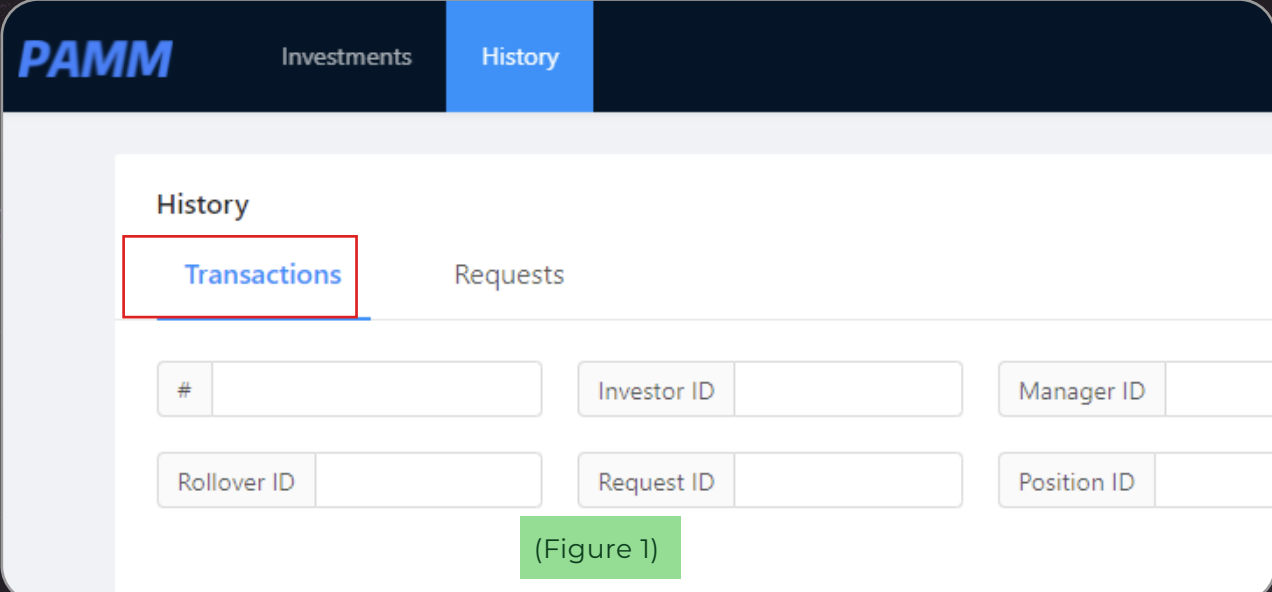
This tab displays every PAMM the investor can join in. An investor is allowed to join multiple PAMM.

The screenshot shows the 'Investments' tab selected in the PAMM interface. The header includes the 'PAMM' logo and two tabs: 'Investments' (highlighted) and 'History'. Below the header is a search bar with a magnifying glass icon. The main content area displays a table of investment opportunities.

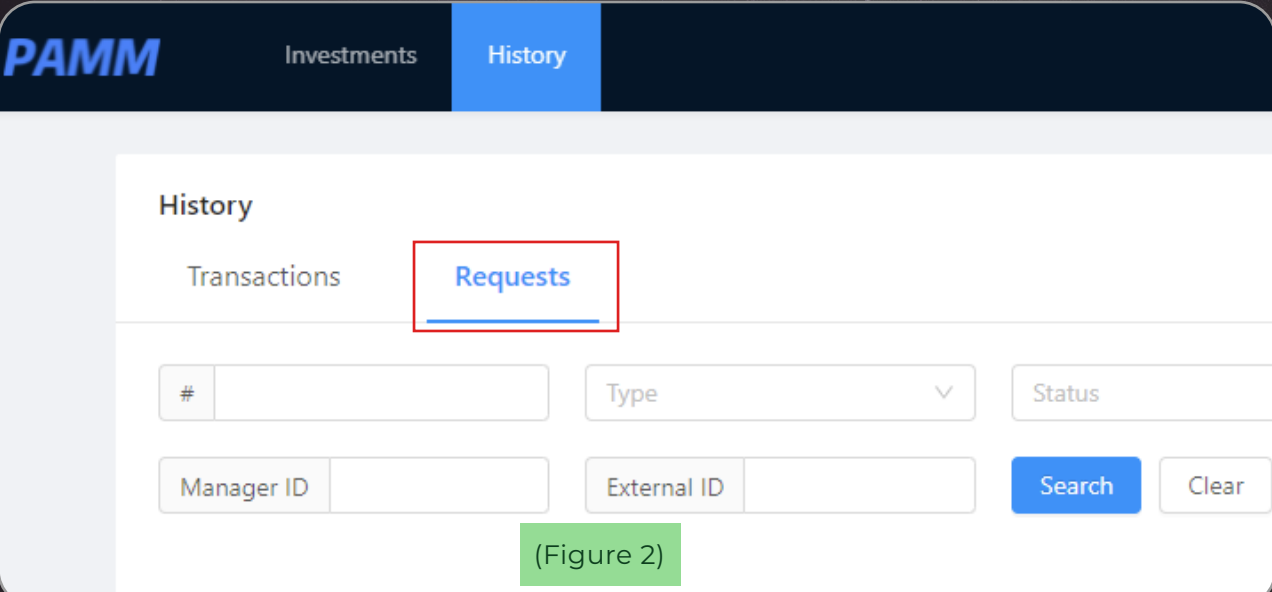
PAMM	Funds	Net Profit	Trade results	Trade res
TEST 3 PAMM Trading A/c	#24 \$1,009.41	\$9.41	\$9.41	-\$0.02

Tab [History]

This tab displays every Transactions information (Figure 1) and Requests information (Figure 2).



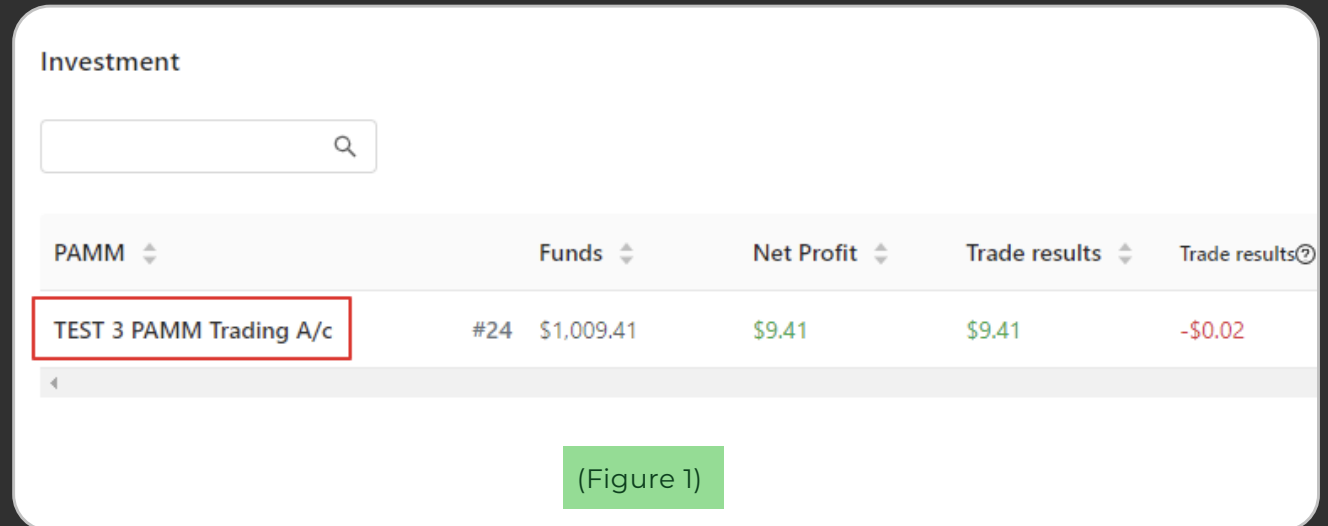
The screenshot shows the PAMM interface with the 'History' tab selected. Under the 'History' heading, the 'Transactions' sub-tab is highlighted with a red box. Below the sub-tabs are search filters: '#', 'Investor ID', 'Manager ID', 'Rollover ID', 'Request ID', and 'Position ID'. A green box labeled '(Figure 1)' is positioned below the filters.



The screenshot shows the PAMM interface with the 'History' tab selected. Under the 'History' heading, the 'Requests' sub-tab is highlighted with a red box. Below the sub-tabs are search filters: '#', 'Type', 'Status', 'Manager ID', and 'External ID'. There are also 'Search' and 'Clear' buttons. A green box labeled '(Figure 2)' is positioned below the filters.

Tab [Investor]

Under the Tab [Investment], click on the PAMM name (As Figure 1) and view the corresponding PAMM details (As Figure 2).

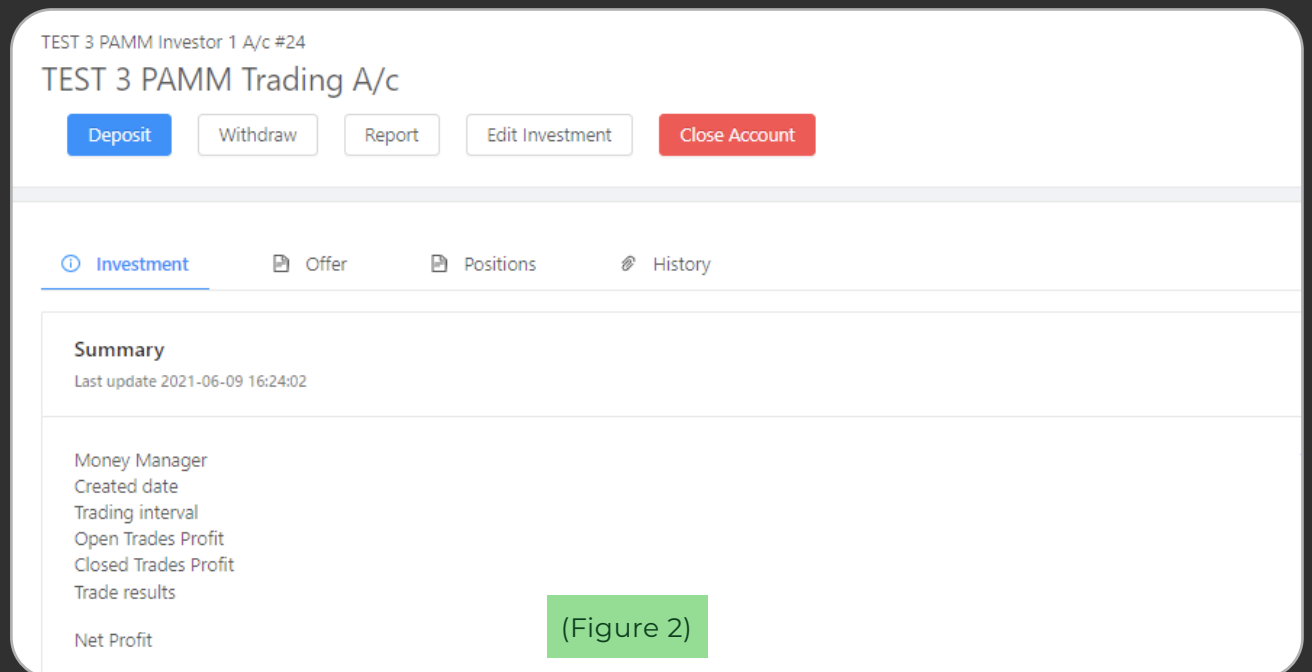


Investment

Search

PAMM	Funds	Net Profit	Trade results	Trade results?
TEST 3 PAMM Trading A/c	#24 \$1,009.41	\$9.41	\$9.41	-\$0.02

(Figure 1)



TEST 3 PAMM Investor 1 A/c #24

TEST 3 PAMM Trading A/c

Deposit Withdraw Report Edit Investment Close Account

Investment Offer Positions History

Summary

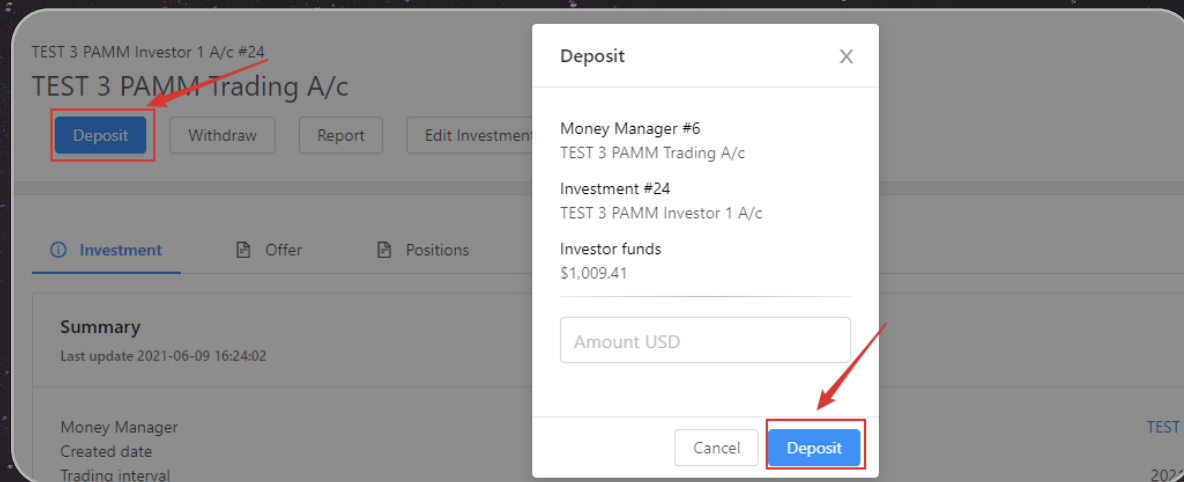
Last update 2021-06-09 16:24:02

- Money Manager
- Created date
- Trading interval
- Open Trades Profit
- Closed Trades Profit
- Trade results
- Net Profit

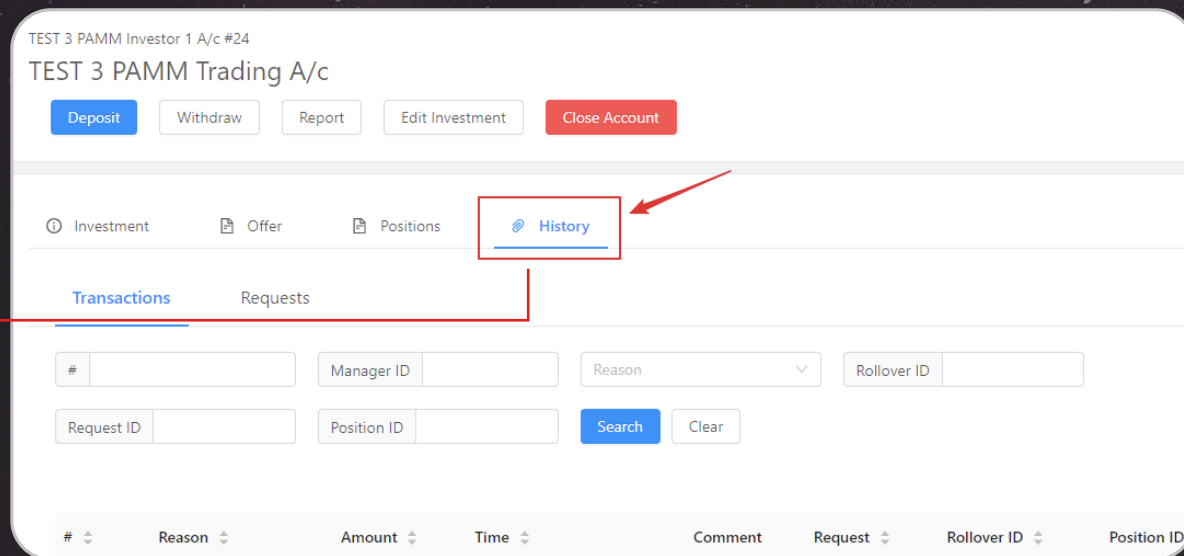
(Figure 2)

II. Additional Deposits

Partial deposits have been made in the beginning of the money manager's investment program. If additional deposits needed, please select the corresponding investment program. After entering the investment details, click on the Button [Deposit] on the left. Fill in the amounts in the pop-up window and click on the Button [Deposit] in the lower right corner. Your additional deposits will be made successfully after the money manager approves your request.

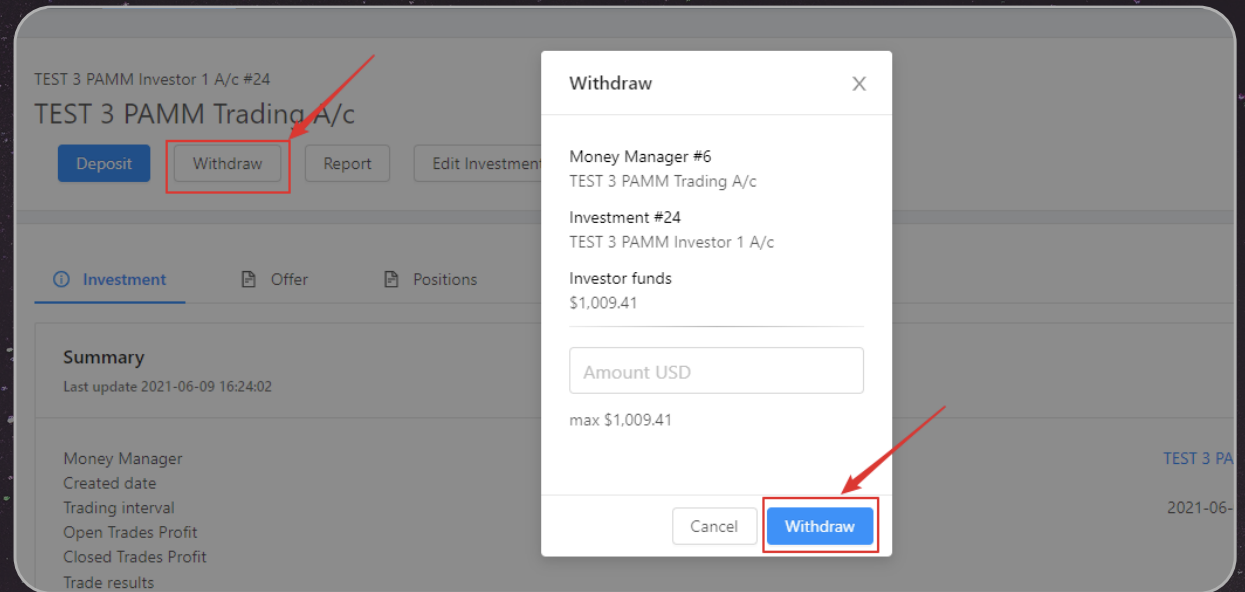


• You can click on the Tab [History] to view the deposit records.

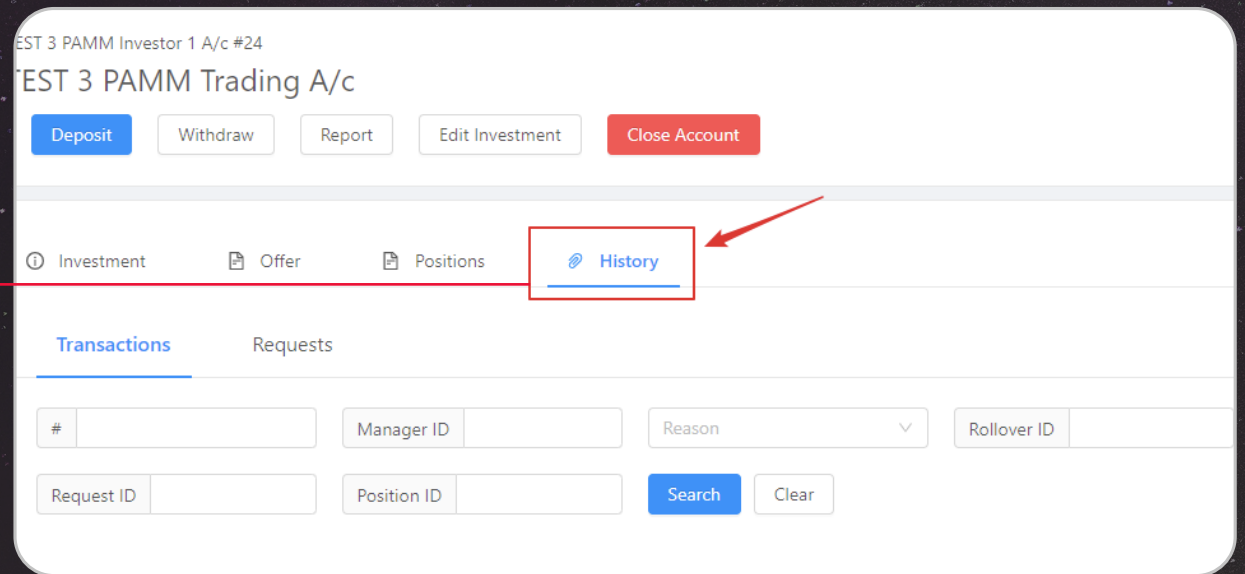


III. Withdrawals

Click on the Button [Withdraw] on the left, fill in the amounts in the pop-up window, and click on the Button [Withdraw] in the lower right corner.

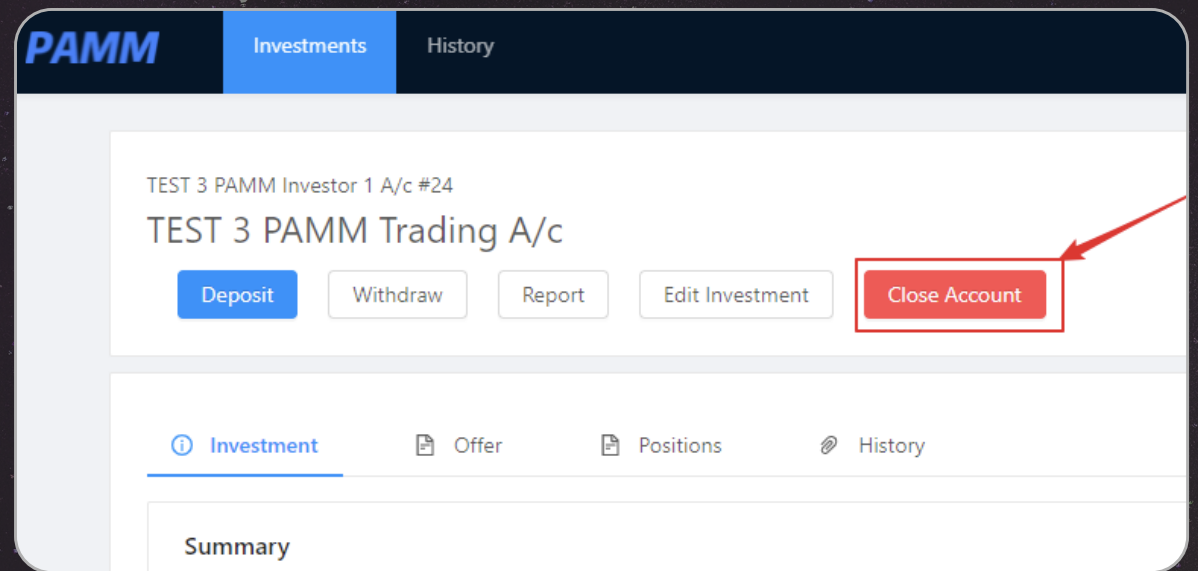


You can click on the Tab [History] to view the deposit records.



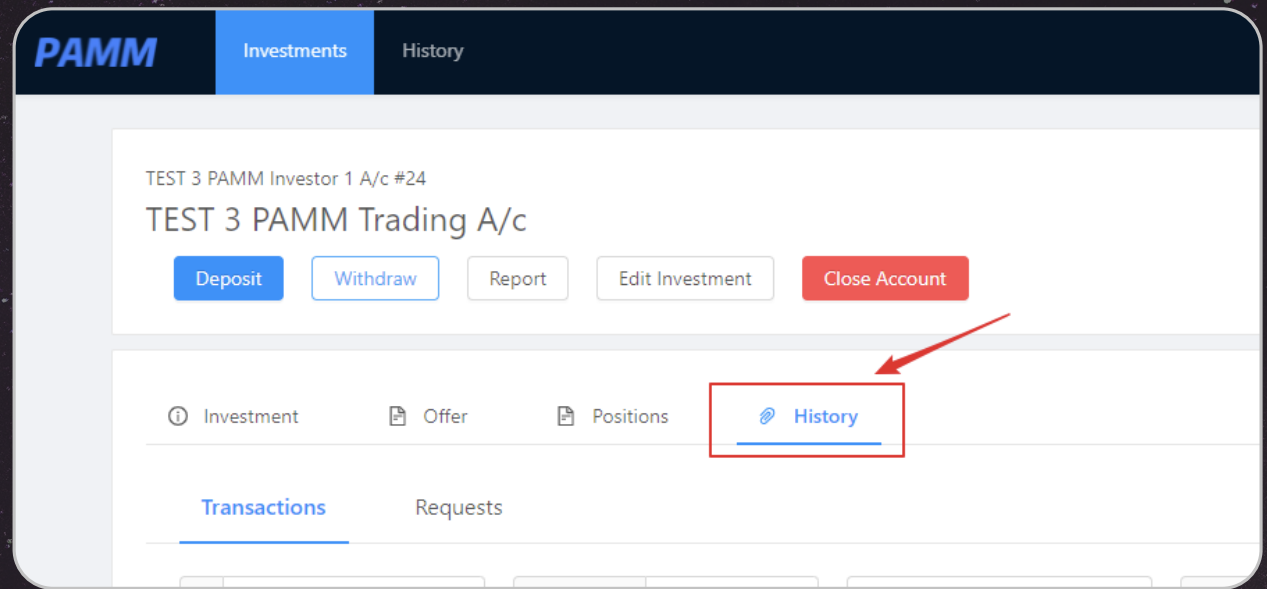
IV. Exit Investment Programs

If you want to exit an investment program, click on the Button [Close Account] to submit your request. After the money manager approves your request, the system will automatically delete the investment program from the list.

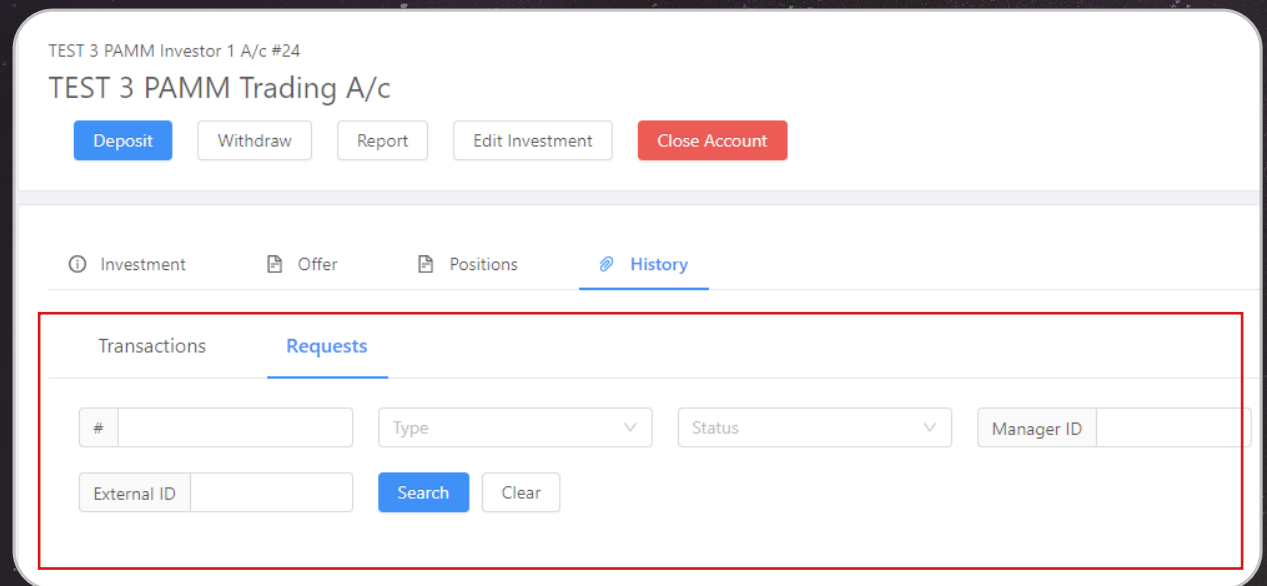


V. Report and History

Click on the Tab [History] to view every Transactions information (As Figure 1) and Requests information (As Figure 2).



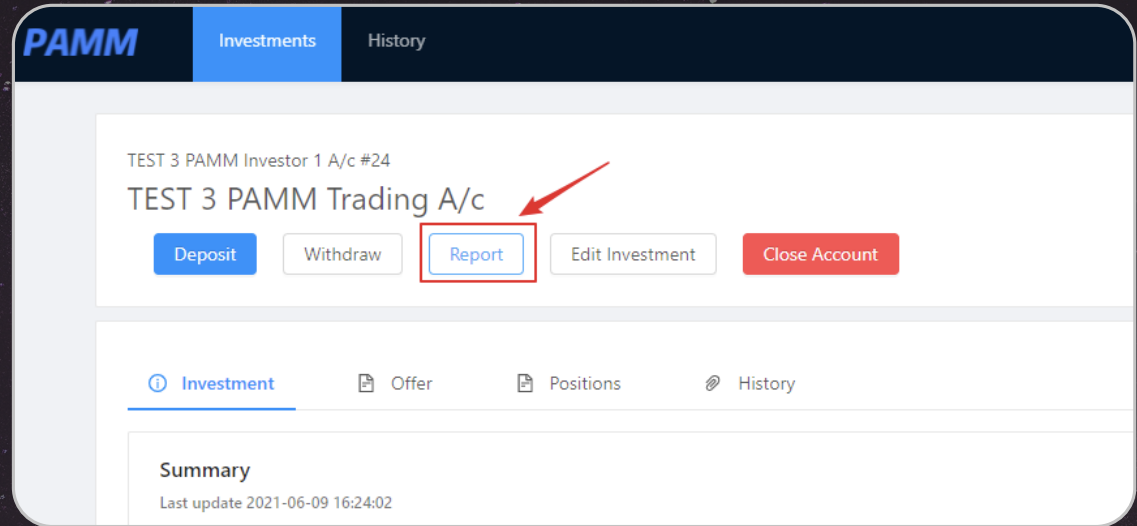
(Figure 1)



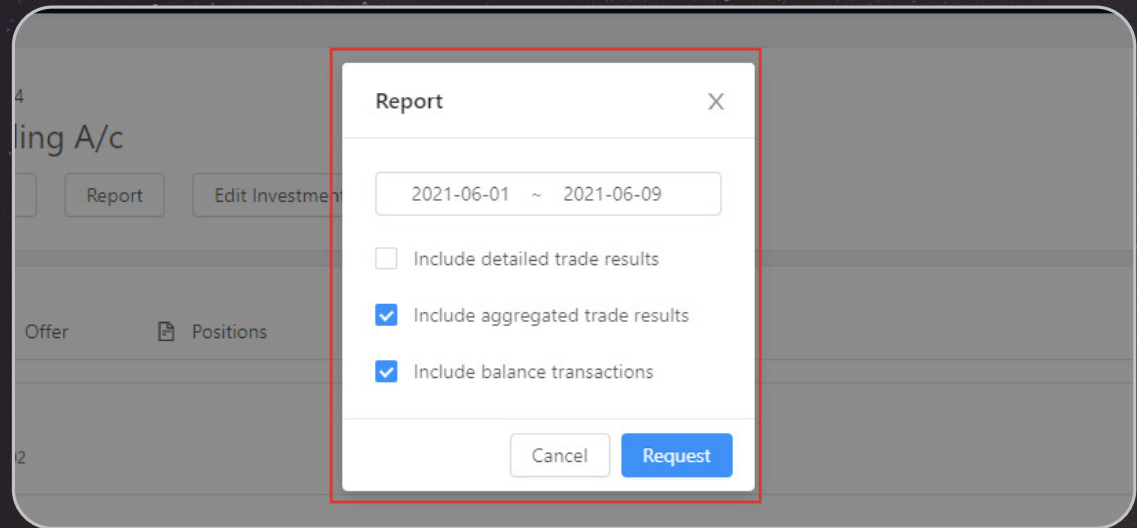
(Figure 2)

To get the report, click on Button [Report] (As Figure 1). After selecting the required time period and checking the requirements, click on the Button [Request] (As Figure 2).

The report will be generated in a new browser tab. As shown below.



(Figure 1)



(Figure 2)

PAMM Investment Report

Investor	TEST 3 PAMM Investor 1 A/c #24
Money Manager	TEST 3 PAMM Trading A/c #6
Investment date	2021.05.18
Trading Interval	2021.05.28 - 2021.05.28 0 Days

Summary (2021.05.28 10:00:08)

Deposits	1,000.00 USD
Withdrawals	0.00 USD
Fees	0.00 USD
Trade Results	5.55 USD 1.70 USD closed 0.00 USD current trading interval
Net Profit	5.55 USD
Funds	1,005.55 USD

Detailed report (2021.05.01 – 2021.05.28)

Balance operations and fees